

# Provincial 4-H Bit Guidelines



## General Guidelines for All Bits:

**JUNE, 2017**

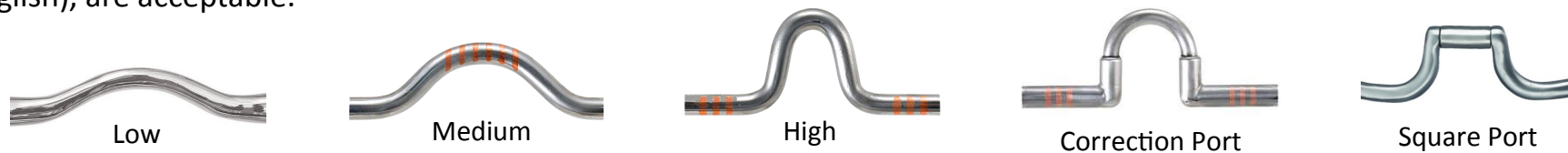
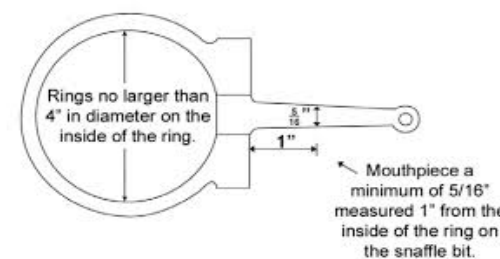
1. Mouthpieces should be round, oval or egg-shaped, smooth and unwrapped metal.



They may be inlaid, synthetic wrapped, including rubber or plastic or incased, but must be smooth.



2. The diameter of the mouthpiece, measured 1 inch in from the cheek, must be a minimum of 5/16 inch for all bits to a maximum of 3/4 inch for Western bits.
3. If the mouthpiece is curved, the curve should follow the curve of the horse's mouth.
4. Bits with round or square ports, maximum height 2 inches (maximum 1 1/2 in. for English), are acceptable.



5. Mullen mouth (slight bow, curving gently to allow some room for the tongue), crickets/rollers and roller bits are allowed.



6. In fitting bits there must be finger room between the corners of the mouth and the cheek. The width of the bit from cheek to cheek must be comfortable allowing a small lateral slide without pushing in the lips.
7. Mouthpiece cannot be more than three pieces. If three-pieces, a connecting ring of 1 1/4" (32 mm) or less in diameter, or a connecting flat bar of 3/8" to 3/4" (10mm to 20 mm) measured top to bottom with a maximum length of 2" (50 mm), which lies flat in the horse's mouth, is acceptable. Dog bones and French links are allowed only if they lay flat on the tongue.

**Dr. Bristols, where the center link is long and thin, and lies at an angle, putting pressure on the tongue, are NOT ALLOWED.**



8. Wire wrapped, twisted wire, corkscrew, or slow twist mouthpieces are NOT ALLOWED. (marked with a red prohibition sign)




9. Chain mouthpieces are NOT ALLOWED. (marked with a red prohibition sign)



10. Gag bits, that allow the mouthpiece to slide up in the mouth when pressure is applied to the reins, are NOT ALLOWED. (marked with a red prohibition sign)



11. Bits with a protrusion below the bars, such as a donut or prong, spade bits (with braces on both sides of the spoon), and flat mouthpieces are NOT ALLOWED. (marked with a red prohibition sign)



12. Side Pulls and Bitless Bridles are NOT ALLOWED. (marked with a red prohibition sign)

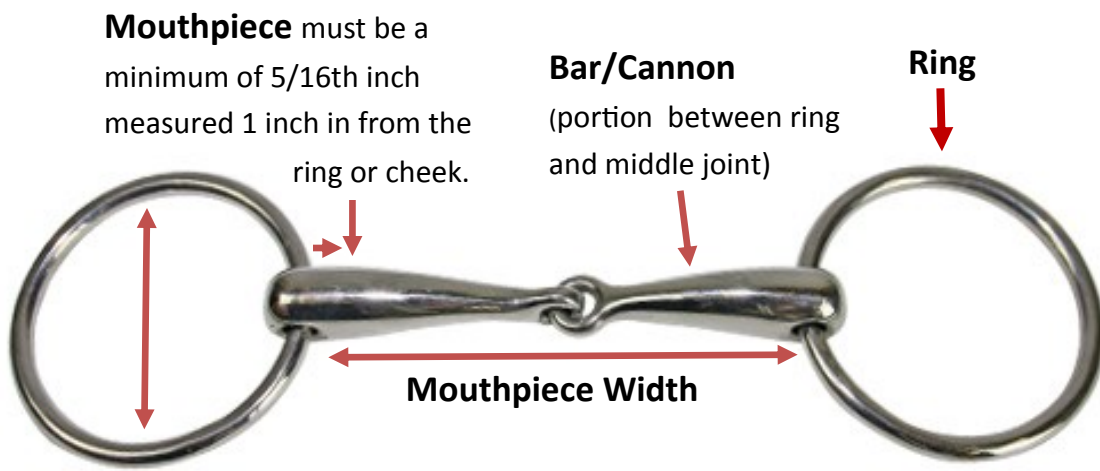
# Provincial 4-H Bit Guidelines

## Types of Bits



JUNE, 2017


### Snaffle or Non-Leverage Bit




#### Loose Ring or O-Ring Snaffle



1. Reins, headstall and curb strap must move freely on the ring.
2. Western headstalls with snaffle bits require a **leather only** curb/chin strap and should have a throatlatch. English headstalls with snaffle bits do not require a curb/chin strap.
3. Full Cheek Snaffles are allowed.
4. Hanging Snaffles or Baucher Bits allowed in **English only**.



### Western Leverage or Curb Bit



#### Solid Mouth, Solid Shank Leverage or Curb Bit

Ratio of Shank to Purchase must not be greater than 3:1



Western Leverage or Curb bits require a leather, or chain with leather on each end, curb/chin strap. Must be at least 1/2 in. wide and must lay flat.



### English Leverage Bit

1. Shank length maximum is 5 1/2 inches.
2. Kimberwick bits and Pelham bits are acceptable, as long they follow general allowed mouthpieces, but must be used with a curb chain. Pelhams may be used with one or two reins and may have a lip strap to keep the curb chain in place.
3. Kimberwicks are **not allowed** in **dressage**.
4. Curb chain must be twisted so that it lies flat in the chin groove.



### Bosal

1. Bosals must have a rawhide or rope core and may be covered in rawhide, leather or rope.
2. Bosals must be a maximum of 3/4 inch diameter at the cheek.
3. Bosals must use a complete mecate rein, which must include a tie-rein.
4. When fitting a bosal, it is recommended that there be room for two fingers between the bosal and the nose, or the jaw and where the reins tie off, in the neutral position.
5. No metal or rigid material under the jaw, on the noseband or anywhere on the headstall.

